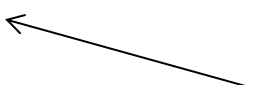




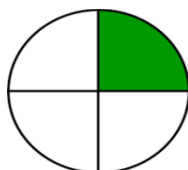


Topic/Objective: What are Fractions?	Name: _____ Grade/Subject: _____ Date: ____/____/____ Period: ____
---	---

Essential Question/Main Idea: **What are fractions and their components?**

QUESTIONS	NOTES
What is a fraction?	A fraction is a "part" of a whole.
What does it look like?	A fraction is written as one number over another separated by a "fraction bar".
	Example: $\frac{1}{4}$ 
What does the line in a fraction mean?	The line in a fraction is called the "fraction bar". The "fraction bar" in a fraction means "divided by".
What do the numbers mean?	$\frac{1}{4}$  Numerator - is how many parts we have $\frac{1}{4}$  Denominator - is how many parts divided into
What is important to remember about the parts?	It is important to remember that the parts divided into must be <u>equal</u> in size.
Can a fraction be represented by a picture?	<p style="text-align: center;">"Visual/Pictorial Representations"</p> <div style="display: flex; justify-content: space-around; align-items: flex-start;"> <div style="text-align: center;">  <p>1 out of 4</p> </div> <div style="text-align: center;">  <p>1 out of 4</p> </div> <div style="text-align: center;">  <p>1 out of 4</p> </div> </div>

SUMMARY: Write 3 to 4 sentences summarizing what you have learned about this lesson.
